

2016



AUSTRALIAN SUPERBIKE CHAMPIONSHIP

PRESENTED BY

Morgan Park Raceway - Qld



Round 5 August 5 - 7



CLUB CHALLENGE FORMULA 3 & 4

Practice 2

Date: 05/08/16
Event: P08
Weather: Sunny & windy - 16.2C
Track: Dry - Temp: 32.2C

Started at: 12:07:21
Laps: 15 Min
Starters: 16
Printed at: 12:33

CLASSIFICATION

Pos	No	Name	Machine	Fastest Lap	On Lap	Behind Prev	Behind Leader	Top Speed
1	4	Anthony CARROLL (QLD) / tyga-performance.com	Honda VFR 400	1:28.106	5 of 8			167
2	345	Sam CONDON (NSW) / Bikebiz / Swann Insurance / Shark / Iphone / Berik	Kawasaki EX 300	1:28.759	6 of 7	.653	.653	152
3	7	Mark GORDON (QLD) / M-cycle MAD Mech. & Dyno / PM Lubricants / Power Plus Racing Fuels	Suzuki SV 650	1:30.439	2 of 2	1.680	2.333	168
4	651	Matt EDWARDS (QLD) / Industry Flooring	Aprilia RS 250	1:31.055	2 of 9	.616	2.949	165
5	33	Reid BATTYE (NSW) / Ipone / Shark Helmets / Ixon / DB Racing / Kincumber Kebabs	Kawasaki EX 300	1:31.305	7 of 8	.250	3.199	149
6	346	Jim CONDON (NSW) / Bikebiz / Bikebiz / Swann Insurance / Shark / Iphone / Berik	Kawasaki EX 300	1:32.608	5 of 6	1.303	4.502	148
7	64	Michael CULLEN (QLD)	Honda CBR 250	1:32.965	8 of 8	.357	4.859	151
8	8	Simon DICKSON (QLD) / teamtiger.com.au	Honda CBR 250	1:37.301	8 of 8	4.336	9.195	135
9	69	Michael FAHEY (QLD)	Honda NC30	1:37.437	3 of 8	.136	9.331	155
10	667	Liam VAN BOOMA (QLD)	Honda CBR 250	1:37.479	7 of 8	.042	9.373	151
11	65	David McNULTY (QLD) / McNulty Gasfix	Kawasaki EX 300	1:38.002	2 of 8	.523	9.896	140
12	3	Phil CASEY (QLD) / Tropic Removal & Freight	Suzuki SV 650	1:38.314	1 of 5	.312	10.208	153
13	12	Mark TORRANCE (QLD) / Mark Torrance Electrical / BCS Group	Honda CBR 250	1:38.348	6 of 8	.034	10.242	145
14	76	Damien COPPOLA (QLD) / All in One Earthmoving	Honda CBR 250	1:40.938	7 of 8	2.590	12.832	137
15	185	Frank TESKE (QLD)	Honda CBR 250	1:42.233	6 of 6	1.295	14.127	135
16	71	Ken HAWLEY (QLD)	Honda CBR 250	1:42.292	7 of 8	.059	14.186	140

Current best lap for CLUB class - 1:25.893 by Tony CARROLL (QLD) on a Honda VFR 450 set on 11/04/15

Chief Time Keeper - Scott Laing

Clerk of Course - Tom Williams


Computime Race Timing Systems Pty Ltd © 1996
Licensed to Computime Race Timing Systems

www.computime.com.au

COMPUTIME RACE TIMING SYSTEMS PTY LTD

9 Timber Lane, Glen Waverley, Vic 3150. Ph : 0418 17 13 17

E-mail : scott@computime.com.au



CLUB CHALLENGE FORMULA 3 & 4

Practice 2

Started at: 12:07:21

Laps: 15 Min

Starters: 16

Printed at: 12:33

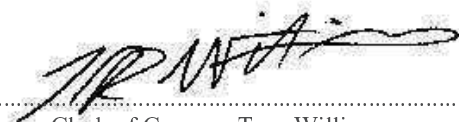
Date: 05/08/16
Event: P08
Weather: Sunny & windy - 16.2C
Track: Dry - Temp: 32.2C

LAP TIMES

No	Name	Lap 1	Lap 2	Lap 3	Lap 4	Lap 5	Lap 6	Lap 7	Lap 8	Lap 9
3	Phil CASEY (QLD)	1:38.314	1:38.886	1:40.658	1:53.195	3:23.052				
4	Anthony CARROLL (QLD)	1:31.779	1:28.483	1:28.956	1:28.336	1:28.106	1:28.586	1:28.535	1:45.025	
7	Mark GORDON (QLD)	1:31.299	1:30.439							
8	Simon DICKSON (QLD)	1:48.225	1:45.857	1:41.278	1:40.314	1:38.735	1:38.265	1:39.203	1:37.301	
12	Mark TORRANCE (QLD)	1:43.522	1:39.689	1:40.081	1:40.275	1:38.466	1:38.348	1:39.072	1:43.708	
33	Reid BATTYE (NSW)	1:34.727	1:37.124	1:32.380	1:32.133	1:37.241	1:33.077	1:31.305	1:32.101	
64	Michael CULLEN (QLD)	1:37.410	1:35.741	1:35.704	1:34.623	1:34.896	1:34.421	1:34.135	1:32.965	
65	David McNULTY (QLD)	1:38.540	1:38.002	1:39.807	1:39.849	1:39.931	1:40.615	1:40.174	1:52.236	
69	Michael FAHEY (QLD)	1:39.344	1:38.664	1:37.437	1:38.437	1:37.928	1:37.841	1:37.749	1:38.674	
71	Ken HAWLEY (QLD)	1:44.659	1:45.949	1:43.508	1:43.535	1:42.442	1:44.028	1:42.292	1:42.959	
76	Damien COPPOLA (QLD)	1:47.288	1:42.203	1:43.625	1:42.984	1:41.670	1:40.955	1:40.938	1:41.090	
185	Frank TESKE (QLD)	1:45.735	2:26.755	3:49.102	1:43.095	1:42.356	1:42.233			
345	Sam CONDON (NSW)	1:30.434	1:31.098	1:40.818	1:55.558	1:29.247	1:28.759	1:33.187		
346	Jim CONDON (NSW)	1:33.358	1:33.397	1:32.999	1:32.925	1:32.608	1:34.641			
651	Matt EDWARDS (QLD)	1:32.265	1:31.055	1:31.405	1:34.513	1:33.927	1:32.754	1:35.209	1:32.545	1:35.224
667	Liam VAN BOOMA (QLD)	1:40.009	1:39.904	1:39.568	1:38.007	1:38.975	1:38.244	1:37.479	1:39.330	



Chief Time Keeper - Scott Laing



Clerk of Course - Tom Williams



Computime Race Timing Systems Pty Ltd © 1996

Licensed to Computime Race Timing Systems

www.computime.com.au

COMPUTIME RACE TIMING SYSTEMS PTY LTD

9 Timber Lane, Glen Waverley, Vic 3150. Ph : 0418 17 13 17

E-mail : scott@computime.com.au



2016



AUSTRALIAN SUPERBIKE CHAMPIONSHIP

PRESENTED BY

Morgan Park Raceway - Qld



Round 5
August 5 - 7



CLUB CHALLENGE FORMULA 3 & 4

Practice 2

Date: 05/08/16
Event: P08
Weather: Sunny & windy - 16.2C
Track: Dry - Temp: 32.2C

Started at: 12:07:21
Laps: 15 Min
Starters: 16
Printed at: 12:33

SPLIT TIMES

Lap	Split 1	Split 2	Split 3	Lap Time	Spd	Lap	Split 1	Split 2	Split 3	Lap Time	Spd
3 Phil CASEY (QLD) (12th)						9	36.220	35.089	32.399	1:43.708	141
1	1:20.056	34.794	30.509	2:25.359		33 Reid BATTYE (NSW) (5th)					
2	34.814	33.096	30.404	1:38.314	153	1	1:17.837	35.426	30.586	2:23.849	
3	35.028	33.346	30.512	1:38.886	150	2	32.918	32.880	28.929	1:34.727	146
4	35.256	33.336	32.066	1:40.658	145	3	35.165	33.032	28.927	1:37.124	146
5	34.910	33.920	44.365	1:53.195 P	142	4	31.787	31.731	28.862	1:32.380	147
6	1:55.079	37.184	50.789	3:23.052 P		5	31.620	31.778	28.735	1:32.133	147
4 Anthony CARROLL (QLD) (1st)						6	31.558	33.854	31.829	1:37.241	148
1	1:06.665	37.571	29.268	2:13.504		7	31.732	32.111	29.234	1:33.077	149
2	33.298	30.852	27.629	1:31.779	158	8	31.454	31.483	28.368	1:31.305	148
3	30.992	30.287	27.204	1:28.483	162	9	31.434	31.577	29.090	1:32.101	146
4	31.241	30.146	27.569	1:28.956	167	64 Michael CULLEN (QLD) (7th)					
5	30.849	30.276	27.211	1:28.336	161	1	1:37.279	37.341	31.467	2:46.087	
6	30.286	30.037	27.783	1:28.106	165	2	34.354	33.111	29.945	1:37.410	145
7	31.654	29.938	26.994	1:28.586	165	3	32.905	32.660	30.176	1:35.741	146
8	30.820	30.492	27.223	1:28.535	165	4	33.277	32.789	29.638	1:35.704	146
9	30.645	31.884	42.496	1:45.025 P	161	5	33.121	32.519	28.983	1:34.623	147
7 Mark GORDON (QLD) (3rd)						6	32.571	33.195	29.130	1:34.896	151
1	47.918	35.324	29.008	1:52.250		7	32.997	32.422	29.002	1:34.421	148
2	32.405	30.675	28.219	1:31.299	164	8	32.761	32.222	29.152	1:34.135	147
3	31.524	30.820	28.095	1:30.439	166	9	32.432	31.731	28.802	1:32.965	145
8 Simon DICKSON (QLD) (8th)						65 David McNULTY (QLD) (11th)					
1	53.104	41.132	35.047	2:09.283		1	49.288	35.877	30.848	1:56.013	
2	37.612	37.508	33.105	1:48.225	110	2	34.090	34.270	30.180	1:38.540	138
3	36.100	37.267	32.490	1:45.857	119	3	33.574	33.884	30.544	1:38.002	140
4	35.224	34.443	31.611	1:41.278	119	4	34.532	34.126	31.149	1:39.807	139
5	34.428	34.063	31.823	1:40.314	124	5	34.987	34.015	30.847	1:39.849	138
6	33.297	35.000	30.438	1:38.735	129	6	34.837	34.272	30.822	1:39.931	140
7	33.885	33.774	30.606	1:38.265	126	7	34.765	34.440	31.410	1:40.615	139
8	33.514	35.742	29.947	1:39.203	129	8	34.488	34.157	31.529	1:40.174	139
9	33.012	34.175	30.114	1:37.301	135	9	34.893	34.020	43.323	1:52.236 P	136
12 Mark TORRANCE (QLD) (13th)						69 Michael FAHEY (QLD) (9th)					
1	54.277	36.021	32.044	2:02.342		1	1:44.008	35.211	31.592	2:50.811	
2	37.672	34.758	31.092	1:43.522	141	2	34.605	33.531	31.208	1:39.344	152
3	34.360	34.185	31.144	1:39.689	144	3	34.232	33.582	30.850	1:38.664	154
4	34.048	34.020	32.013	1:40.081	145	4	34.037	32.804	30.596	1:37.437	152
5	34.804	33.298	32.173	1:40.275	142	5	34.208	33.600	30.629	1:38.437	155
6	33.295	33.874	31.297	1:38.466	142	6	33.754	33.526	30.648	1:37.928	154
7	33.365	34.053	30.930	1:38.348	144	7	33.951	33.083	30.807	1:37.841	153
8	33.287	34.433	31.352	1:39.072	144	8	34.420	33.053	30.276	1:37.749	152

Scott Laing
Chief Time Keeper - Scott Laing

Tom Williams
Clerk of Course - Tom Williams

Computime Race Timing Systems Pty Ltd © 1996


Licensed to Computime Race Timing Systems

www.computime.com.au

COMPUTIME RACE TIMING SYSTEMS PTY LTD

9 Timber Lane, Glen Waverley, Vic 3150. Ph : 0418 17 13 17

E-mail : scott@computime.com.au



2016



AUSTRALIAN SUPERBIKE CHAMPIONSHIP

PRESENTED BY

Morgan Park Raceway - Qld



Round 5 August 5 - 7



CLUB CHALLENGE FORMULA 3 & 4

Practice 2

Started at: 12:07:21

Laps: 15 Min

Starters: 16

Printed at: 12:33

Date: 05/08/16
Event: P08
Weather: Sunny & windy - 16.2C
Track: Dry - Temp: 32.2C

SPLIT TIMES

Lap	Split 1	Split 2	Split 3	Lap Time	Spd	Lap	Split 1	Split 2	Split 3	Lap Time	Spd
9	34.233	33.739	30.702	1:38.674	152	5	55.941	31.360	28.257	1:55.558	
71 Ken HAWLEY (QLD) (16th)						6	30.668	30.915	27.664	1:29.247	150
1	1:01.398	36.899	33.350	2:11.647		7	30.585	30.734	27.440	1:28.759	150
2	36.457	35.964	32.238	1:44.659	138	8	31.836	32.450	28.901	1:33.187	152
3	35.823	37.957	32.169	1:45.949	140	346 Jim CONDON (NSW) (6th)					
4	36.007	35.410	32.091	1:43.508	139	1	5:51.247	33.253	29.711	6:54.211	
5	36.250	34.953	32.332	1:43.535	134	2	32.202	32.048	29.108	1:33.358	145
6	35.928	34.725	31.789	1:42.442	140	3	32.035	31.781	29.581	1:33.397	146
7	36.060	35.430	32.538	1:44.028	139	4	31.829	32.005	29.165	1:32.999	148
8	35.392	34.799	32.101	1:42.292	138	5	31.869	31.852	29.204	1:32.925	148
9	36.490	34.303	32.166	1:42.959	135	6	31.986	31.733	28.889	1:32.608	146
76 Damien COPPOLA (QLD) (14th)						7	32.212	32.536	29.893	1:34.641	147
1	58.687	37.669	34.221	2:10.577		651 Matt EDWARDS (QLD) (4th)					
2	37.062	37.273	32.953	1:47.288	133	1	53.230	33.515	29.128	1:55.873	
3	35.083	35.124	31.996	1:42.203	136	2	32.427	31.391	28.447	1:32.265	163
4	35.534	34.890	33.201	1:43.625	137	3	31.870	30.468	28.717	1:31.055	163
5	35.795	34.754	32.435	1:42.984	135	4	31.852	30.641	28.912	1:31.405	163
6	34.791	34.890	31.989	1:41.670	136	5	33.124	31.896	29.493	1:34.513	162
7	34.427	34.260	32.268	1:40.955	137	6	33.090	31.791	29.046	1:33.927	163
8	34.945	33.959	32.034	1:40.938	135	7	32.638	30.978	29.138	1:32.754	165
9	34.768	33.853	32.469	1:41.090	134	8	33.404	32.416	29.389	1:35.209	163
185 Frank TESKE (QLD) (15th)						9	32.618	31.114	28.813	1:32.545	159
1	1:45.830	36.869	33.566	2:56.265		10	34.038	32.316	28.870	1:35.224	163
2	36.086	36.603	33.046	1:45.735	134	667 Liam VAN BOOMA (QLD) (10th)					
3	36.413	35.404	1:14.938	2:26.755 P	135	1	1:38.293	36.715	31.347	2:46.355	
4	2:40.201	35.244	33.657	3:49.102		2	35.250	34.266	30.493	1:40.009	142
5	35.914	35.132	32.049	1:43.095	132	3	34.590	34.459	30.855	1:39.904	147
6	35.874	34.679	31.803	1:42.356	134	4	34.431	34.103	31.034	1:39.568	145
7	35.596	34.608	32.029	1:42.233	135	5	34.192	33.775	30.040	1:38.007	147
345 Sam CONDON (NSW) (2nd)						6	34.037	34.290	30.648	1:38.975	149
1	4:03.797	32.219	28.232	5:04.248		7	34.311	33.497	30.436	1:38.244	150
2	30.956	30.888	28.590	1:30.434	150	8	34.309	33.246	29.924	1:37.479	148
3	31.039	30.723	29.336	1:31.098	146	9	34.516	34.255	30.559	1:39.330	151
4	32.764	31.881	36.173	1:40.818 P	151						

Chief Time Keeper - Scott Laing

Clerk of Course - Tom Williams



Computime Race Timing Systems Pty Ltd © 1996


Licensed to Computime Race Timing Systems

www.computime.com.au

COMPUTIME RACE TIMING SYSTEMS PTY LTD

9 Timber Lane, Glen Waverley, Vic 3150. Ph : 0418 17 13 17

E-mail : scott@computime.com.au



2016  **AUSTRALIAN SUPERBIKE CHAMPIONSHIP**



Morgan Park Raceway - Qld  

PRESENTED BY



Round 5
August 5 - 7



CLUB CHALLENGE FORMULA 3 & 4

Practice 2

Started at: 12:07:21

Laps: 15 Min

Starters: 16

Printed at: 12:33

Date: 05/08/16
Event: P08
Weather: Sunny & windy - 16.2C
Track: Dry - Temp: 32.2C

FASTEST LAPS SEQUENCE

Race Time	No	Name	Machine	Fastest Lap	On Lap
3:23.549	7	Mark GORDON (QLD)	Suzuki SV 650	1:31.299	1
4:53.988	7	Mark GORDON (QLD)	Suzuki SV 650	1:30.439	2
5:13.766	4	Anthony CARROLL (QLD)	Honda VFR 400	1:28.483	2
8:11.058	4	Anthony CARROLL (QLD)	Honda VFR 400	1:28.336	4
9:39.164	4	Anthony CARROLL (QLD)	Honda VFR 400	1:28.106	5

Scott Laing

Chief Time Keeper - Scott Laing

Tom Williams

Clerk of Course - Tom Williams



Computime Race Timing Systems Pty Ltd © 1996
Licensed to Computime Race Timing Systems
www.computime.com.au

COMPUTIME RACE TIMING SYSTEMS PTY LTD
9 Timber Lane, Glen Waverley, Vic 3150. Ph : 0418 17 13 17
E-mail : scott@computime.com.au



BEST PARTIAL TIMES

Pos	Split 1		Split 2		Split 3		LAP		Ideal	Fastest
	Name	Time	Name	Time	Name	Time	Name	Time		
1	A. CARROLL	30.286	A. CARROLL	29.938	A. CARROLL	26.994	A. CARROLL	1:27.218	1:28.106	
2	S. CONDON	30.585	M. EDWARDS	30.468	S. CONDON	27.440	S. CONDON	1:28.748	1:28.759	
3	R. BATTYE	31.434	M. GORDON	30.675	M. GORDON	28.095	M. GORDON	1:30.294	1:30.439	
4	M. GORDON	31.524	S. CONDON	30.723	R. BATTYE	28.368	M. EDWARDS	1:30.767	1:31.055	
5	J. CONDON	31.829	R. BATTYE	31.483	M. EDWARDS	28.447	R. BATTYE	1:31.285	1:31.305	
6	M. EDWARDS	31.852	M. CULLEN	31.731	M. CULLEN	28.802	J. CONDON	1:32.451	1:32.608	
7	M. CULLEN	32.432	J. CONDON	31.733	J. CONDON	28.889	M. CULLEN	1:32.965	1:32.965	
8	S. DICKSON	33.012	M. FAHEY	32.804	L. VAN BOOMA	29.924	S. DICKSON	1:36.733	1:37.301	
9	M. TORRANCE	33.287	P. CASEY	33.096	S. DICKSON	29.947	M. FAHEY	1:36.834	1:37.437	
10	D. MCNULTY	33.574	L. VAN BOOMA	33.246	D. MCNULTY	30.180	L. VAN BOOM	1:37.207	1:37.479	
11	M. FAHEY	33.754	M. TORRANCE	33.298	M. FAHEY	30.276	M. TORRANC	1:37.515	1:38.348	
12	L. VAN BOOMA	34.037	S. DICKSON	33.774	P. CASEY	30.404	D. MCNULTY	1:37.638	1:38.002	
13	D. COPPOLA	34.427	D. COPPOLA	33.853	M. TORRANCE	30.930	P. CASEY	1:38.314	1:38.314	
14	P. CASEY	34.814	D. MCNULTY	33.884	K. HAWLEY	31.789	D. COPPOLA	1:40.269	1:40.938	
15	K. HAWLEY	35.392	K. HAWLEY	34.303	F. TESKE	31.803	K. HAWLEY	1:41.484	1:42.292	
16	F. TESKE	35.596	F. TESKE	34.608	D. COPPOLA	31.989	F. TESKE	1:42.007	1:42.233	

Scott Laing
Chief Time Keeper - Scott Laing

Tom Williams
Clerk of Course - Tom Williams

